
Internet Idiot's Guide for **GMC MotorHome** Information



www.gmcidiotsguide.com

GARY BOVEE
gary.bovee@gmcidiotsguide.com

Revised July 2014

Internet Links to:

- A comprehensive look at the history of the 1973-1978 GMC Motorhome
- Purchasing a GMC Motorhome – Buyer's Checklist
- Manuals, Wiring Diagrams, Floor Plans, Paint Codes, etc.
- Rebuilding the Olds 403 and 455
- GMC MotorHome Generator (Troubleshooting the Onan)
- GMC Motorhome Parts and Service Suppliers, Publication Listings and Service Parts Cross References
- GMC Technical Information, GMC Photo Archive and GMC Motorhome Registry
- GMC Clubs Nationwide
- GMCnet – Your link to the GMC Community
- Black List – Indispensable list of folks willing to help in case of trouble on the road.



A CAD rendering of a 1974 GMC MotorHome

Preface

There is a vast amount of information available on the Internet about the GMC MotorHome built from 1973 through 1978: History, how-to-repair info, suppliers, service and repair facilities, service parts, clubs, vendors, etc. The problem is where to start searching without having to spend hours surfing the Internet. Personally, as a newbie, I spent many hours looking on the Internet for different types of GMC motorhome information and wished there was a concise reference guide to this type of information. Since I could not find one, I decided to create my own – *1973-1978 GMC MotorHome Information*.

This Guide was specifically designed with the idea to save newbies time in searching for GMC motorhome information that is readily available on the Internet. It is also a handy reference guide for all GMCers who want to quickly find Internet links of GMC motorhome information.

A lot of GMCers travel with a computer in their coaches. I suggest you keep a copy of this guide so you can take it with you on the road. Chapter 4 in the Guide lists GMC MotorHome suppliers and service/repair facilities. In the event you do not have an internet connection you will still be able to access business names, addresses, and phone numbers that may be very helpful in case of a breakdown on the road.

Hopefully, this Guide will help you speed up your internet searches!

Happy travels!

Gary Bovee
1978 GMC Royale
Red Bluff, CA



DISCLAIMER:

Internet links listed in this document are intended solely for the purpose of communicating thoughts, ideas, opinions and procedures to and from GMC owners and vendors. There is no attempt to replace or supersede recommendations from General Motors Corporation or any other component manufacturer. This author does not guarantee or evaluate the accuracy of any information found on any of the Internet links listed in the Idiot's Internet Guide to Finding 1973-1978 GMC MotorHome Information. Any use made of such information is entirely at your own risk. The author of this document is not responsible for any losses, damage or injury resulting from its use, or reliance on information provided. Furthermore, the author of this document assumes no liability for implementation of the information provided to repair or alter vehicles. Vendors listed are provided without recommendation.

GMC and the GMC logos, historically and contemporary, are trademarks of General Motors.

This document is produced through the collaborative efforts of Gary Bovee and Byron Songer. Gary did the research and seeks to make it as accurate as possible. The Guide is, therefore, edited and changed on a quarterly basis. Byron is responsible for the general layout and the use of some of his illustrations. The illustrations are copyrighted by Mr. Songer and used, herein, with his permission.

© Copyright 2014 - Gary Bovee

Revised July 2014

Contents

Chapter 1	History of the GMC MotorHome	5
Chapter 2	Purchasing a GMC Motorhome Buyers' Checklist; Links and Tips for Searching for a GMC Motorhome; Restoration Costs and Restoration Project Links	6
Chapter 3	Now that I Purchased a GMC Motorhome, What Next? Manuals, Wiring Diagrams, Floor Plans, Paint Codes, etc.	7
Chapter 4	Rebuilding the Olds 403 and 455 Engines	8
Chapter 5	GMC MotorHome Generator (Troubleshooting the Onan)	9
Chapter 6	GMC Full Service, Parts and Repair Facilities	10
Chapter 7	GMC Suppliers and Publications	12
Chapter 8	Web Sites Full of GMC Information – Technical info, photo archive, motorhome registry	19
Chapter 9	GMC Motorhome Clubs – GMC clubs around the USA	20
Chapter 10	GMCnet – Your Link to the GMC Community; Take part in discussions and/or ask questions	22
Chapter 11	Black List - Roger Black's indispensable list of folks willing to help in case of trouble on the road	23
Chapter 12	Promoting the GMC TZE	24
Bonus	Editorial Comment and DVD Label	25



Chapter 1

History of the GMC MotorHome

If you are interested in the history of the GMC MotorHome, below are some excellent links.

- ◆ **Link to the GMC Heritage Center –**
history.gmheritagecenter.com/wiki/index.php/The_GMC_MotorHome
An historical view of the GMC MotorHome at the GM Heritage Center, the official on-line resource of GM's history. Written by Bill Bryant, well-know GMC history buff.
- ◆ **The Story of a Classic –**
www.bdub.net/publications/GMC_Motorhome_-_The_Story_of_a_Classic.pdf
Another great article by historian Bill Bryant; reprinted from a three-part series run in Family Motor Coaching, the magazine of FMCA
- ◆ **GMC MotorHome: Remembering the Classic –**
www.fmca.com/join-family-motor-coach-association/stories/162-gmc-motorhome-remembering-a-classic
Todd Moning, a staff writer for Family Motor Coaching magazine, provides a look at the GMC's reputation for quality and originality, something owners take pride in.
- ◆ **No Reservations Needed: The 1973 to 1978 GMC Motorhome –**
www.automotivetraveler.com/magazine/viewer.php?path=vol_3/iss_2&page=23
Rich Truesdell, a writer for an online magazine geared toward the auto enthusiast, provides his view of the fascinating aspects of the GMC MotorHome. (Note: This is the second and updated printing of the article produced by the author updated with photo from the GM archives).
- ◆ **A Brief History of the GMC Motorhome –**
www.gmcmotorhome.com/faq/what.html
- ◆ **Telling the World about the GMC Motorhome –** www.gmcers.org/
- ◆ **Motorhome Brochures by GMC and Others –**
www.bdub.net/publications/index.html
- ◆ **Wikipedia: GMC MotorHome –**
en.wikipedia.org/wiki/GMC_motorhome
- ◆ **Web address for the TZE Interpreter –**
www.gmcmotorhome.com/faq/vin.html
- ◆ **The GMC MotorHome from Start to Finish –**
www.bdub.net/billbryant/
Bill Bryant, GMC Historian, has assembled a great collection of CDs after many years of effort obtaining the history of the GMC MotorHome. Over 500 images detail the history, development, designs, prototypes, concepts, manufacturing, pricing, sales literature, memorabilia, collectables, and much, much more.

Chapter 2

Purchasing a GMC MotorHome

Buyers' Checklist; Links and Tips for Searching for a GMC MotorHome; Restoration Costs and Restoration Project Links

Following are some tips to look over before you rush out and purchase an over thirty-year-old GMC motorhome.

- ◆ **So You Want to Buy a GMC –**
gmcmotorhome.info/buygmc.html
- ◆ **Buyer's Checklist –**
gmcmotorhome.info/buyer.htm
- ◆ **Links and Tips for Searching for Your Prospective GMC Motorhome –**
www.bdub.net/publications/gmcsearch/index.html
- ◆ **Cost to Restore a GMC –**
gmcmotorhome.info/buygmc.html#cost
Note: It may be necessary to copy and paste the URL into your browser window.
- ◆ **Restoring a Vintage RV Like the GMC –**
<http://www.gmceast.com/about/restore>
This is a reprint of an article by Jim Bounds that first appeared in RV Adventure.



The illustration at left is a parody of Grant Wood's famous painting, "American Gothic". The painting originally is of a farmer and his spinster daughter standing in front of the family house with a gothic-shaped window on the second floor. The house is still standing in Iowa. Mr. Wood used his dentist and his sister for models. This parody was used as a basis for GMCMI's 30th anniversary convention held at Amana Colonies in Iowa. For more information about other parodies see americangothicparodies.blogspot.com

Chapter 3

Now that I Purchased the GMC, What Next?

Manuals, Wiring Diagrams, Floor Plans, Paint Codes, etc.

This chapter is loaded with links to information that cover a very broad range from getting that old sleeping giant started, things to check before hitting the road, spare tools to take along, repair manual and wiring diagrams, paint codes, specifications (capacities and dimensions & 455 Engine).

- ◆ **Waking a Sleeping Giant** – gmcmotorhome.info/buygmc.html#waking
Note: It may be necessary to copy and paste the URL into your browser.
- ◆ **Pre-Travel Checklist and Other Documents** – www.gmceast.com/lifestyle/
- ◆ **Tools and Spares for the Trip** – gmcmotorhome.info/SPARES.html
- ◆ **Top Safety Maintenance/Upgrades Before You Hit the Road** – gmcmotorhome.info/safety.htm
- ◆ **Repair Manuals** – www.bdub.net/manuals/index.html
- ◆ **Wiring Diagrams** – www.bdub.net/wirediagrams/index.html
- ◆ **GMC Dimensional Drawings** – www.bdub.net/GMCdrawings/
- ◆ **Weight Diagrams** – www.bdub.net/GMCdrawings/GMC-Scale-Weights.gif
- ◆ **GMC Floor Plans** – www.gmcmotorhome.com/faq/models.html
- ◆ **GMC, Coachman and Midas Interiors** – www.gmcmotorhome.com/faq/GMC23Interior.html
- ◆ **GMC Paint Codes; 1973 thru 1977** – www.gmcmotorhome.com/faq/GMCExterior1.html
- ◆ **GMC Paint Codes; 1976 thru 1978** – www.gmcmotorhome.com/faq/GMCExterior2.html
- ◆ **Specifications (Dimensions, capacities & 455 Engine)** – www.gmcmotorhome.com/faq/specs.html



Chapter 4

Rebuilding the Olds 403 & 455 Engines

There is one person who stands out more than any other when it came to an extensive knowledge about Oldsmobile engines. That person was Joe Mondello.

Joe Mondello probably knew more about Oldsmobile engines than anyone else on the planet when it came to making horsepower. Mondello became known as “Dr. Oldsmobile” based on the fictional character who wore a white jacket in the Oldsmobile performance ads.

GM officials took note of his cylinder head savvy and was tapped to design many of GM’s cylinder heads. His cylinder head designs were used by the Who’s Who of racing’s greatest such as Carol Shelby, Don “Big Daddy” Garlits, Don “The Snake” Prudhomme, Tom “The Mongoose” McEwen as well as many others.




Mondello was also a GMC motorhome enthusiast later in life. He and his wife, Mary, were Eastern States and Dixielanders members in addition to attending a couple of GMCMI conventions. He had a wealth of knowledge about Oldsmobile engines and he enjoyed sharing it with club members at rallies.

I recently came across an article written by Mondello titled “Rebuilding Your First Engine.” This is a six part article with step-by-step instructions on how to rebuild Oldsmobile engines. It’s a great article, full of information for those of you yearning to learn all you can about rebuilding your Olds engine.

Get the article in PDF from [this clickable link](#).

I also discovered, for you hardcore grease monkeys, *Mondello Oldsmobile V8 Engine Technical Reference Manual*.



This manual is complete with casting numbers, factory specifications, high performance blueprinting specifications, drawings, charts, tables, photographs and much more. The book is a must for any engine builder or Oldsmobile enthusiast, whether their interest is in racing or restoration. It contains 80 pages of little known facts and tips for rebuilding Oldsmobile engines that will make serious horsepower and stay alive, as well. Complete Engine Building Tips contains step by step detailed instructions for the person who wants to learn by doing or for the experienced engine builder who needs a quick reference guide. It covers every aspect of Oldsmobile V8 engines from 1964 to 1990, except the 394.

It is available from MONDELLO Performance Products, Inc. \$26.00.

Go to www.mondellotwister.com/99cat.html

Chapter 5:

GMC MotorHome Generator (Troubleshooting the Onan)

There are several informational links listed here to help keep that Onan running smoothly. There are also a variety of videos on You Tube dealing with gasoline-fired Onan's similar in size. They may be of assistance in some way.



- ◆ Numerous Onan Info Links from Gene Fisher's Website –
<http://gmcmotorhome.info/list.html#GEN>
- ◆ Onan Generator Trouble diagnosis by Onan –
<http://www.youtube.com/watch?v=tJcwLyrHMq4&feature=gv&hl=en>
- ◆ GMC Onan Power Drawer Electrical Trouble Shooting Demo - Duane Simmons - "Mr. Onan" –
 - General Information
 - Pre-Trouble Shooting Activity
 - Board to 12 Pin Connector (J2) Cable Wire Definition
 - General Repair Comments
 - Trouble Shooting Aid - No Power Output
 - Trouble Shooting Aid - Will Not Respond to Stop Switch
 - Trouble Shooting Aid - RC Panel is Non Functional
 - Trouble Shooting Aid - No Starter Action
 - Data Form - Trouble Shooting Aidhttp://gmcws.org/Tech/dsimmons/onan_demo/
- ◆ Onan Preventive Maintenance Video - Duane Simmons "Mr. Onan" –
Duane was known as "Mr. Onan". His vast knowledge of the Onan made him the expert! He is dearly missed.
<http://gmcws.org/Tech/dsimmons/dsimmons.html>
- ◆ Onan Manuals & Bulletins Etc. –
<http://www.bdub.net/manuals/index.html>
- ◆ Onan Control Board Operation - Circuit Board Schematic, General Repairs, Trouble Shooting Aids and lots more information –
<http://gmcws.org/Tech/dsimmons/onan/onan.html>
- ◆ Onan Bridge Rectifier Replacement –
<http://gmcmotorhome.info/generator.html#bridge>
- ◆ Onan Pertronix Electronic Ignition Conversion –
http://gmcidiotsguide.com/joomla/gmc-products/product/27-bovee-s-electronic-ignition-kit/category_pathway-25
- ◆ Onan Overhaul Slideshow –
<http://www.cathy-ron.com/GMC%20Generator.html>

Chapter 6

GMC Full Service, Parts and Repair Facilities

This is a very lengthy listing of service & repair shops in North America. Included are names, addresses, phone numbers, as well as web and email addresses if available.



– FULL SERVICE, PARTS AND REPAIR FACILITIES –

Alex Sirum GMC

1800 Hwy 70E
Okeechobee, FL 34972
863-763-1121
sirum@okeechobee.com
www.gmcmh.com
Restoration, repair, and maintenance shop.
Hard to find parts.

Applied GMC

Jim Kanomata
47627 Kato Rd.
Fremont, CA 94538
510-440-1101 Orders 800-752-7502
mail@appliedairfilters.com
www.appliedgmc.com
Quadra-Bag 4 bag rear suspension, brake reaction arm and rear disc brake upgrade, 3.55, 3.70, 4.11 final drives
Complete parts, service, and repair facility.

Cinnibar Engineering

116 Orval St
Sandusky, MI 48471
810-648-2444 Orders 800-720-2227
gmcmh@aol.com
www.thegmcmotorhomepeople.com
The official GMC parts supplier for GMC Motorhomes. Total restoration, repair, maintenance, and storage.

Cooperative Motor Works

Jim Bounds
5971 Anno Ave
Orlando, FL 32809
407-857-5777 Orders 877-275-4462
coopmotorworks@bellsouth.net
www.gmccoop.com
Complete restoration service including mechanical, exterior, and interior maintenance and upgrades. Most GMC parts available. A Cinnabar certified GMC repair shop.

Southland Motorhome Center

Zeb Frady, Zeb Jr. and Matt
4244 Sudderth Rd
Buford GA 30518
770-271-7502
www.southlandmotorhome.com
Service, repair and parts from donor coaches.
Replacement for OEM air bag.



– SERVICE & REPAIR ONLY –

Leon Atkins Motors

280 N Sunflower Drive
Holyoke, CO
970-854-4535
Complete GMC renovation services

Barry and Carolyn Owen

364 Dixon St
Lexington, NC 27292
336-956-3455
cowen2@triad.rr.com
Service, repair, and maintenance.

Best Way RV

4648 Northwest Grand Ave
Glendale (Phoenix), AZ 85301
623-934-5295
Service and repair.

Bob Stone

Carbondale, IL
618-964-9124
Service and repair.

Danny Dunn Transmissions

Memphis, TN
901-756-3860
danny@dunnstransmissions.com
Transmissions for the GMC shipped nationally.

DJs Classic GMC Motorhome Services

233 Northwest Olive
Sheridan, OR 97378
503-843-3247
djsgmcs@embarqmail.com
djsgmc.com
Cinnabar certified service and repair with lots of extra but original parts available.

Gary Fravel

5505 East 450 N
Decatur, IN 46733
877-423-7027
boondocks@onlyinternet.net
Repair and complete restorations.

Grandview Motorhome

Tom Hampton
13880 Weaver Rd
Marysville, OH 43040
937-644-4238
www.grandviewmotorhome.com
Restoration, service, and repair exclusively for GMCs. SS brake and tranny lines.

Ken L. Frey Auto Repair

1669 N. Old Bethlehem Pike
Quakertown, PA 18951
215-536-1246
www.kenlfreyautorepair.com
freykjgmc@yahoo.com
Service and repair of GMC Motorhomes.

MGM-GMC

(formerly Bob Lamey Enterprises)
Miguel Mendez
5436 E. Holt Blvd., Garage C-1
Montclair, CA
909-982-7747
mokingo6@msn.com
www.mgmgmc.com/
Full Service GMC Shop Re-curved distributors and sensitized brake boosters.

New England RV Service

124 Plaistow Road
Plaistow, NH
603-382-8272
M - F 8am - 5pm.
Home - 603-382-8791
NE-RV@comcast.net
Service and repair.


Topeka Body Shop

Larry Bontrager
Topeka, IN
219-593-2661
www.bdub.net/topeka.html
Complete body prep and paint
Please call to confirm availability of time and space.

Chapter 7

GMC Suppliers and Publications

This is an extensive listing of parts suppliers that support the GMC MotorHome community as well as a listing of publications that add to the body of knowledge within that community as well as serving as an archive



– MASTER INDEX –

SUPPLIERS 13

Adohen Supply	13
Ardemco	13
Albert Branscombe	13
Gary Bovee	13
Bill Bryant	13
Bob Burkitt	13
Classic Tube	13
John Clement	13
Corretrack	13
Bert and Faye Curtis	13
Custom Instrument Panels	14
Digi-Panel	14
DMAR Enterprises	14
John Evans	14
Steve Ferguson	14
Eugene Fisher	14
Gateway Motorhome Company	14
GEMRECS	14
Golby Motors	14
Guske Sales	14
Bob Hardeman	14
Leigh Harrison	15
Alan Henderson	15
Ken Henderson	15
Highland Machine Tool	15
Bob Hooten	15
Howell Engine Development	15
Jim Hupy	15
J & L RV Sunscreen	15
Frank Jenkins	15
Paul Keating	15
Gary Kosier	15
Paul Lambke	15
Dave Lenzi	15
Tom Lins	16

Jack McHaney	16
Blaine Merrell	16
Mondello Performance Products	16
Motorhome Enhancements	16
Len Novak & Eric Gibbons	16
The Peek Family	16
Ragusa Pattern Shop	16
Rance Fuel Injection Service	16
Steve Rasmussen	16
Gary Rockwell	16
Roll-Masters	16
Dave Simmons	16
JR Slaten	16
Bob Sobrito	17
Songer Consulting	17
Springfield Performance Ignition	17
Bob Sternfels	17
Bob Stone	17
The Streetrod Manufacturing Co	17
Terry Taylor's GMC Nic-Naks	17
Manny Trovao	17
Variety Ventures	17
John R Wright	17

PUBLICATIONS 18

GMC Motorhomes International	18
GMC Motorhome News	18
GMC Eastern States	18
GMC Western States	18
GMC Motorhome Photo Archive	18

SOCIAL NETWORKING 18

Classic GMC Motorhome Group on Facebook	18
--	----

– SUPPLIERS –

Adohen Supply

Scott Nehoda
1270 Lear-Nagle Rd
Avon, OH 44011 937-5694
adohen@aol.com
rvvent.com
Fantastic fans, KYB shocks, e-brake pulleys.

Ardemco

714-722-7672 or 800-253-0115
Fax: 714-642-9582
ardemco.com/ardemco.asp
Tanks and accessories.

Gary Bovee

12495 Muller ave.
Red Bluff, CA 96080
Alternator & A/C Belt Tensioner Adjustors,
Headlight & Turn Signal Alarms and
GMC Locking Valve Stem Caps
<http://www.bdub.net/bovee/BoveeProducts.pdf>

Albert Branscombe

33 Rae Street, P.O. Box 44
Tiverton, ON, N0G 2T0 CANADA
519-368-7129
branscoa@bmts.com
www.bdub.net/branscombe/
Parking brake cable assemblies and power actuators.

Bill Bryant

374 Overlook Rd.
Pleasant Valley, NY 12569
845-635-2812
bryant374@earthlink.net
www.bdub.net/billbryant/
Historical documentation and showroom presentations about the GMC MotorHome on digital media.

Paul Burkhardt

Pueblo, CO
719-542-0555
bpburkhardt@comcast.net
Plexiglass shelving for the GMC Side Bath

Bob Burkitt

11382 Marlette Dr
Cincinnati, OH 45249-2210
513-530-5021
Fax: 513-530-5023
rburkitt@cinci.rr.com
www.bdub.net/bobburkitt
New screen door and Birch door replacement parts.

Classic Tube

80 Rotech Dr
Lancaster, NY 14086
800-882-3711
www.classictube.com
SS brake lines cut and shaped with fittings ~ \$300.

John Clement

1539 Yorba St
Corona, CA 92882
951-737-0969
Dana air compressor rebuilding or parts.

Correctrack

Gene Ransom
355 Copper Dr
Grants Pass, OR 97527
541-471-9042
rgcarol2@charter.net
Front wheel spacers.

Bert and Faye Curtis

5990 Greenwood Hts
Kneeland, CA 95549
707-443-8523
curtisunlimited@aol.com
www.bdub.net/curtis-unlimited
Steering column boot set, jack pad bracket, oil coolers, body pad set, SS Electrolevel air tank and manifold.



Custom Instrument Panels

"Mac" MacNeal
28585 Valley Dr.
Albemarle, NC 28001
704-985-0171
cipdash@sbcglobal.net
[www.custominstrumentpanels.com/
gmc.htm](http://www.custominstrumentpanels.com/gmc.htm)
Custom instrument panels and instruments.

Digi-Panel

Art Woodell
PO Box 178
Madera, CA
559-665-1546
digidevices@highstream.net
www.digi-panel.com
Systems monitor with emergency alarms

DMAR Enterprises

Jim DeMaere
2812 - 48th Avenue South
Lethbridge, Alberta T1K 7B3
403-329-3091
Stainless steel replacement air and water
heater tanks.

John Evans

486 Knox Rd.
East Aurora NY 14052
716-652-6868
2455eva@pce.net
Carbon metallic rear brake kit that includes
all new hardware.

Steve Ferguson

4077 S. Wenro Drive
Sierra Vista, AZ 85636
619-212-5724
botiemad11@gmail.com
www.bdub.net/ferguson/
Urethane bushings and ball joint boots

Eugene Fisher

Box 1702
Florence, OR 97439
925-784-3098
mr.erfisher@gmail.com
www.gmcmotorhome.info
Alternator Protection Cable

Gateway Motorhome Company

4897 Schumacher Rd
High Ridge, MO 63049
636-677-2277 Orders 800-654-0374
gatewaygmc@yahoo.com
www.gmcmotorhomeparts.com
Large selection of GMC parts

Golby Motors


485 E Donegan Ave
Kissimmee, FL 34744
407-859-9000
www.golbymotorcorp.com
Original body parts. Repair, restore, and
manufacture parts.

Guske Sales

1303 23rd St
Port Huron, MI 48060
810-987-5788
586-530-9189 - Cell
Day/night shades custom fitted for your
GMC, outside window covers.

Bob Hardeman

irishardeman@comcast.net
Bogie greasers



Futuristic Design on an Old Theme

Leigh Harrison

1520 Woodside Dr
Woodbridge, VA 22191
703-494-9914
lharrison01@comcast.net
<http://idencorpgmc.com>
Six wheel disk brakes, 4 air bag suspension system, serpentine belt kit, sensitized brake booster.

Alan Henderson

4339 Hartley Bridge Rd. #117
Macon, GA 31216
alan@mgcads.com
[www.bdub.net/
GMC_Motorhome_Wiring_Diagrams.pdf](http://www.bdub.net/GMC_Motorhome_Wiring_Diagrams.pdf)
478-320-5974
Super-Sized GMC Motorhome Wiring Diagrams

Ken Henderson

110 O'Hara Road
Americus, GA 31719
229-924-0851
GMCWiperMan@bellsouth.net
www.gmcwipersetc.com
Electric replacements for hydraulic wiper motors.

Highland Machine Tool

3461 E. Luther Rd
Floyds Knobs, IN
812-923-8884
Fax 812-923-8886
Hilandtool@aol.com
Front wheel spacers to correct rut wander.

Bob Hooten

7538 Muller St
Downey CA 90241
562-928-4100
hootmon72@hotmail.com
www.bdub.net/hooton
"Trak Right" hardware for your bogies.

Howell Engine Development

6201 Industrial Way
Marine City MI 48039
810-765-5100
Fax 810-765-1503
www.howellefi.com
Throttle body fuel injection kit.

Jim Hupy

1754 82nd Ave. SE
Salem, Or 97317
jamesh1296@gmail.com
<http://bdub.net/jhupy/>
Pressure bleeder for brakes, GM Hub extenders for '90s steel wheels

J & L RV Sunscreen

Jim and Linda Ball
Zephyrhills, Fl
Winter Phone 813-779-2148
Cell 904-508-8253
Sunscreens for all windows

Frank Jenkins

18214
N.E. 21st St Gainesville FL 32609 352-485-1397
gmcfrank@juno.com
<http://sites.google.com/site/gmcfrank/>
GMC fiberglass & aluminum fabrication.
Instrument panels, bumper covers, toolboxes, grills, skirts and flares, radiator fan shrouds.

Paul Keating

860 Ridgebury Rd
New Hampton NY 10958
845-355-8701
keatingram@earthlink.net
Hubs, knuckles, and other new and used parts.

Gary Kosier

740-366-1833
gkosier@alltel.net
www.bdub.net/kosier/
Bogie Greaser Kit, Awning Protector

Paul Lambke

1241 Regional Rd 19, RR #1
Wilsonville, Ontario NOE 1ZO
519-443-7543
phlambke@aol.com or
Dan Stuckey at stuckey@brktel.on.ca
3.69:1 tranny chain drive sprocket kit.

Dave Lenzi

2285 Montague Rd
Davison MI 48423-9103
810-653-3902
mlenzi@tir.com
Steering components, leveler linkage, leveler valve rebuilding, embossed copper exhaust gasket.

Tom Lins

GMC Training Films on Digital Media
732-246-2867
www.bdub.net/tomlins/index.html

Jack McHaney

Medina TX
830-589-2431
jvmchaney@78055.com
Thorley header kit includes gaskets, adapters,
bolts and a good set of instructions.

Blaine Merrell

101 Way West Airpark
Bainbridge IN 46105-9449
765-522-3241
dsekula@tds.net
www.bdub.net/blainemerrell
Front window screens, wind wings, lower
radiator guard.

Mondello Performance Products

Paso Robles CA
805-237-8808
www.mondellotwister.com
High performance Oldsmobile engine parts.

Motorhome Enhancements

Jim Buchanan & Gene Dotson
730 10th St Dr NW
Conover NC 28613
828-465-0678 or 828-464-5105
gmcmei@charter.net
Modern replacement windows and
aluminum radiators.

Len Novak

b52rule@adelphia.net
760-731-0751 &
Eric Gibbons
gibbonsmailbox@infostation.com
530-447-5302
New Dash Lights and Labels for your
Instruments Panel

The Peek Family

3711 Enterprise Road
Mitchellville, Maryland 20721-2102
pnbpeek@bwwonline.com
www.bdub.net/updater/
Tail Light Updater Kit

Ragusa Pattern Shop

1920 D East Warner Ave
Santa Ana, CA 92705
949-261-5898
Fax 949-475-1420
ragusashop@earthlink.net
<http://www.ragusarv.com>
Cast aluminum entry step, trans pan, battery
tray, Onan starter bracket.

Rance Fuel Injection Service

Rance Baxter
230 Mountain View Rd
Genesee, PA 16923
814-228-3800
info@rancefi.com
www.rancefi.com
Port fuel injection.

Steve Rasmussen

Northfield, MN 55057
507-663-7266
gmcmdl@aol.com
General service and repair.

Gary Rockwell

937-367-3744
[rockwellprecision @ att.net](mailto:rockwellprecision@att.net)
Creator of the one and only, direct
replacement, low-profile Aluminum Intake
Manifold for our GMCs.

Roll-Masters

John Eichler
888-883-5866
john@roll-masters.com
www.angelfire.com/fl5/tirecovers/
SS and fiberglass spare tire covers.

Dave Simmons

705-327-0417
Rear overhead cabinet, several finishes,
provide that little extra storage the GMC
desperately needs; in Michigan.

JR Slaten

7702 Old Third Street Rd
Louisville KY 40214
502-363-3011
Jrslaten@aol.com
www.bdub.net/jrslaten.html
Beautifully rebuilt PowerLevel air valves and
new, stainless steel oil cooler lines.

Bob Sobrito

9927 Lemon Ave.
La Mesa, CA 91941
619-460-2145

rssbob@cox.net

Battery Saver to save your house battery from running down.

Songer Consulting

Byron Songer
9821 Meadow Vale Drive
Louisville KY 40242
502-254-3371

bsonger@songerconsulting.net

www.songerconsulting.net

Graphic illustrations owners can use for creating paint schemes and computer/iPhone/iPad application for tracking fuel economy, repair and maintenance events and members of the Black list.

Springfield Performance Ignition

Dick Paterson
R.R.#3
Coldwater, Ontario, Canada LOK 1EO
705-325-4554
Fax 705-325-3569

dick@paterson-gmc.com

www.paterson-gmc.com/

Re-curved distributors. Rebuilt carburetors, engines, transmissions. Wire sets, HEI conversion.

Bob Sternfels

395 Pine Crest Dr.
Laguna Beach, CA 92651
949-497-3534

[rwsternfels @ cox.net](mailto:rwsternfels@cox.net)

Air Bag Protector Sleeves

Bob Stone

8159 Day Rd
Carbondale, IL. 92651
618-964-9124
Repair, purchase remaining stock of GEMRECS, a former GMC salvage operation in Houston, TX

The Streetrod Manufacturing Co

4321 E Willow Creek Road #16
Castle Rock, CO 80104
303-688-6882

tmmfg@aol.com

tmmfg.com/GM_Motorhome_others.htm

Rear disk brake kit.

Terry Taylor's GMC Nic-Naks

www.dldesignstore.com/

GMC club name tags, drink coasters, replacement decals for most models, club license plate frames, etc.,

Manny Trovao

11447 Trenton
San Jose, CA 95127
408-937-1583
Cell 408-605-2079

mannystrans@gmail.com

<http://www.mannystransmission.biz>

Rebuilding TH-425 transmissions and installing Switch Pitch, built specifically for our motorhomes. 3.50:1 Power Drive chain & sprockets, 1-ton Front End, Brake Reaction System

Variety Ventures

Dan Stuckey
Box 105 3249 Inwood Rd.
Inwood, Ontario Canada N0N 1K0
519-844-2083

stuckey@brktel.on.ca

New main frame components (side rails, cross members, H-frames) DIY or installed, Ramco mirrors, Fan-Tastic vents, macerator kits, stain- less steel Onan mufflers.

John R Wright

powerjon1945@hotmail.com

Front Air Dam, Bolt kits for bumpers, axles, exhaust manifolds, header.



*Second Generation Logo for GMC
used only in the mid 1970's*

PUBLICATIONS

GMC Motorhomes International

Billy Massey, Administrative Officer
7110 Forbess Dr.
Brownwood, TX 76801
325-784-5861
325-665-4357
admin@gmcmi.com
www.gmcmi.com
Quarterly technical publication for club members.

GMC Motorhome News

116 Orval St
Sandusky MI 48471
810-648-2444
www.thegmcmotorhomepeople.com/news/
Quarterly publication from Cinnabar with excellent technical articles.

GMC Eastern States



Byron Songer, News and Web Editor
9821 Meadow Vale Dr.
Louisville, KY 40243
502-254-3371
bsonger@songerconsulting.net
www.gmceast.com
Quarterly publication for members who also have access to technical articles via the web.

GMC Western States

Armand Minnie, Pres.
13533 N Buckhorn Cholla Dr.
Marana, AZ 85658-4159
520-744-1775
armand@minniebiz.com
www.gmcws.org
Quarterly technical publication for members.

GMC Motorhome Photo Archive

Billy Massey
www.gmcmhphotos.com/
User-submitted GMC Motorhome photo storage and display. Some users provide excellent photos and commentary on work projects.



The images (above) were created by Paul Deesen who worked in the design studios at GM in the middle of the 20th century. These concept drawings were created around 1970. Images used by permission.

SOCIAL NETWORKING

GMC Group on Facebook

<http://www.facebook.com/groups/classicgmcmotorhomes/>

A social group on Facebook classic GMC motorhome fans. Members of the group may post photos and comments. Note, however, that this is not a technical group for Facebook.



Chapter 8

Web Sites Full of GMC Information

This chapter lists some of the better sites that provide a great variety of information. On these web sites you'll get help with maintaining, repairing or upgrading your GMC.

Gene Fisher's GMC Technical Information Page

This site has tons of information on how to repair and upgrade your GMC. MR.ERF, as he's known, gleans the GMCnet gathering great ideas from other, knowledgeable owners then archives it here according to subject.

gmcmotorhome.info/

GMC Photo Archive homepage

The site is divided into the following categories – Member galleries (Modification, Electrical, Mechanical, Interior, Exterior) Upgrades, & Showing Off.

www.gmcmhphotos.com/

The search page, somewhat hidden on the site, may be accessed here.

<http://www.gmcmhphotos.com/photos/search.php>

Bdub's Place

FAQs assembled by Billy Massey and presented here. Billy also has a collection of information from brochures of the era.

www.bdub.net/gmc-faq.html

A great collection of old GMC Brochures and Manuals

www.bdub.net/publications/index.html

Some Great GMC motorhome links

www.bdub.net/GMCLinks.html

Jim Bounds' Cooperative Motor Works

The more popular element of this site is the Daily Pose. Jim blogs about a variety of things related to the GMC and the work he and others do refurbishing classic GMCs and other RVs of interest. This site also has a little bit of everything – how to information, coaches for sale, etc. Become a member and get access to all kinds of additional support.

www.gmccoop.com/

GMC Motorhome Registry

The GMC Registry was founded by Dave Greenberg. In May of 2011 responsibility for operation was handed over to John Shotwell. The goal is to locate, develop and maintain a historical record and track changes in ownership for the 12,921 GMC Motorhomes built between 1973 and 1978. Dave has done a fantastic job of tracking this info. An online registration page exists for new owners to register their TZE-based coach.

www.gmcmhregistry.com/

Promote Your GMC

In recent years many owners have wanted resources to help in promoting their GMCs whether parked at a KOA or at an automotive show. The Eastern States website has an area with templates that can be used in proudly promoting your classic coach. There's a table or windshield poster, tri-fold brochure and a GMCers business card.

www.gmceast.com/gmcers/

Chapter 9

GMC Motorhome Clubs

Below is a list of links to GMC motorhome clubs across the US and Canada. Also, a number of these sites have technical information available on their web site for anyone to view. Go check them out. Some clubs do not host websites but are still listed below.

GMC Cascaders

www.fmcanw.org/gmc

Oregon, Washington, Idaho, British Columbia and Alberta (Canada)

GMC Classics Motorhome Club

www.gmcclassics.com

Oklahoma, Arkansas, Louisiana, and Texas

GMC Colonial Travelers

www.gmccolonial.com

Its membership is drawn from a 200 mile radius of Morris County, New Jersey.

GMC Dixielanders

www.gmcdixielanders.org

Alabama, Georgia, Kentucky, Mississippi, Tennessee, and the Western Carolinas.

GMC Eastern States

www.gmceast.com

The Mississippi river and east in the United States and Canada. The chapter purpose is to promote the preservation of the GMC motorhome through technical presentations at rallies.

GMC Elegant Cruisers

Members live in Southern California & Southern Nevada.

GMC Flatlanders

Kansas, Missouri, Oklahoma, Arkansas, Nebraska, Iowa & Colorado

GMC Gateway Motor Cruisers -

Saint Louis and 200 mile radius

GMC49ers

<https://sites.google.com/site/gmc49ersclub/home>

Northern California & Northwestern Nevada

GMC Great Lakers

www.gmcgreatlakers.org

All state and provinces of Canada that touch the Great Lakes

GMC Greater Midwest Classics

www.gmcmidwestclassics.org

Iowa, Minnesota, Nebraska, North Dakota, South Dakota, Wisconsin, Manitoba and Ontario

Great Mountain Classics

Its membership includes members living in Utah

GMC Heritage Cruisers

www.gmcheritagecruisers.com/

Its members are drawn from 200 mile radius of Niagara Falls.

GMC Motorhomes International

www.gmcmi.com

GMC MI was formed to provide the exchange of technical and non-technical information on the GMC MotorHome in a quarterly newsletter and at semi-annual conventions.

GMC Mountainaires

Members generally live with a 500-mile radius of Denver, Colorado.

GMC Nor'easters

Its members are from the northeastern portion of the United States and neighboring Canadian provinces.

GMC Pacific Cruisers

www.gmcpc.org

Members primarily reside in Southern California (Los Angeles to San Ysidro).

GMC Sagurao Jetset

www.gmcjs.com

Members are from Arizona

GMC Six Wheelers

Its membership is drawn from Chicago and a 200-mile radius of the Windy City.

GMC Sunshine Statesmen

www.gmcss.com

Primarily for residents of Florida whether full- or part-time; monthly rallies through the winter season.

GMC Tidewater Crabs

Delaware, Maryland, New Jersey, Pennsylvania, Virginia & District of Columbia.

GMC Western States

www.gmcws.org

Mainly drawn from the 11 western states and 3 western provinces of Canada. The chapter purpose is to promote the preservation of the GMC motorhome through technical presentations at rallies.

GMC Yankee Clippers

Its membership is drawn from the New England States.

Family Motor Coach Association (FMCA)

www.fmca.com

To become a member of a GMC club you must first be a member of FMCA.

Chapter 10

GMCnet – Your Link to the GMC Community

I don't think enough can be said about the GMCnet and what it means to the GMC community. If you need information on how to repair your GMC, where to find a part, etc., there will be community member happy to help you find the information you're looking for.

GMCnet exists for the purpose of exchanging information and promoting discussion about the motorhomes manufactured by General Motors Corporation (GMC) from 1973 to 1978. Discussion about all aspects of the GMC MotorHome and the mutual interests of their owners is encouraged.

GMCnet is an open subscription list. No qualification is required to join, nor is ownership of a GMC motorhome a prerequisite. The only requirement is a genuine interest in the GMC MotorHome or TransMode.

As an internet discussion group, users may interact with other members of the GMCnet by way of email subscription or through the what is called The Forum (a mirror of the mailing list). At the Forum web site owners may also participate in the Swap Meet or through out comments in the Sandbox.

Join: www.gmcnet.org/signup.htm#RULE1

GMCnet Home: www.gmcnet.org

GMCnet Forum, Swap Meet and Sandbox: gmc.mybirdfeeder.net/GMCforum/



*GMC "truck" pulling a GMC "trailer" – a PhotoShop reworking
by Wayne Shearer of an original image by Byron Songer*

Chapter 11

Black List

GMC Motorhome Assistance Listing (aka The Black List)

“Any time of the day or night if you’re in your GMC”

You can download a current copy here - www.bdub.net/Black_List/GMCAssist.pdf

Copies are available in PDF or Excel format. I suggest you download and printout a copy to carry in your motorhome or you can keep it stored on your laptop or memory stick that you carry in your GMC.

To be included on the list or to update your information go to - www.bdub.net/Black_List/

In addition to the two, hardcopy formats of the Assistance Listing, there’s a visual version at BatchGEO. It uses a Google Map to display locations of contacts on the list. Go to <http://www.batchgeo.com/map/c08045cc78af2cf8890e90a57d497a63> for the map. It’s an easy way of locating who may be near you or your path as your travel.

An interesting anecdote about the list is that Roger Black, for whom the list is nicknamed, began building the list before he was a GMC owner. He was aware of this type of list for Triumph owners and thought the concept would be great for GMCers. After buying a Birchaven and taking delivery, it broke down on his journey back to his home state. At that point the Black List even came in handy for Mr. Black.

The list has been a “life-saver” for many owners who never leave home without a copy in their coach or on their laptop. Heed the advice, keep a copy with you at all times. It will help you save time and frustration while giving your comfort knowing help is just a phone call away.



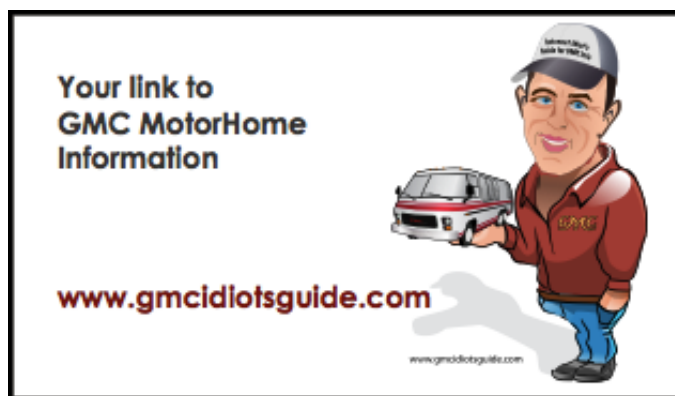
Sterling Mist

Chapter 12

Promoting the GMC TZE

As GMC owners, we are all interested keeping these great machines alive and on the road for many more years to come. Byron and I believe it is in every GMC owner's best interest to be ready to promote these coaches when the opportunity arises. To that end we are providing a business card template available for download that shows the web address to the *Internet Idiots Guide for GMC MotorHome Information*.

The business card can be given out that shows an Internet link to www.gmcidiotsguide.com. This is an easy way to introduce prospective buyers to a concise reference Guide to all types of GMC info (history, purchasing, parts and services, clubs etc.) It is small enough that you can carry a few with you in your pocket to give out when the opportunity arises. Or, if you prefer, print this information on the back of your card.



Guide Business Card


Download the card (to be used as the back side of your card) **in PDF format here!** The document is designed for the Avery 5371 sheet and is compatible with any sheet for five-down and two-across printing. After clicking on the link a new window will open in your browser and the file (IdiotsGuidePromoBusCard.pdf) will be downloaded to your default download location. The file can be opened in application that reads the .pdf file structure.

Bonus Material

Editorial Comment on “GMC MotorHome”

For this document, Gary and I have elected to use the designation originally used by GMC for their revolutionary product, the GMC MotorHome. By restoring this term we hope to rekindle awareness that the TZE-based chassis and body developed by GM was truly unique and worthy of a name that set it apart, though subtly, from other names.

In the early 1970's the term “motorhome” was somewhat new. Originally these vehicles were called “house cars.” FMCA used the term “motor coach” because the earlier vehicles were just that' repurposed, over-the-road coaches or buses. Out of respect for other material in existence that refers to the product as “GMC Motorhome” we have retained that term which refers to any configuration of GMC chassis and body regardless as to whether it was finished by GMC or other upfitters such as Coachmen. TransModes that have been converted to contain living space would fall under this designation as would the Navion conversions and others. We prefer to use the historically accurate product term when referring to the GMC MotorHome as built and finished by GMC, the Truck and Coach division of GM.



*Illustration by Byron Songer
November 2012*

The illustration is a vector recreation of a clay model that was developed based on drawings done at the design center for GMC. This particular model was not in full size and it also included some “forward thinking” ideas that presented a challenge to manufacturing at that time. The original model was based on a 23-ft coach. This, of course, is based on a 26-foot model.

CD/DVD Label

Use the following graphic to print a CD label for this guide. The CD can be used to give to a friend or prospective owner. You may access the label at the URL provided below. Note that the graphic is available as a 150 dpi image. It can be reduced using your preferred labeling program and will print at high quality using an inkjet printer.

<http://www.gmceast.com/about/Idiots-Guide-CD-Label.png>

